

# Sports & Recreation Organizations in Canada



According to the 2003 National Survey of Nonprofit and Voluntary Organizations (NSNVO), Canada has 33,600 Sports and Recreation organizations, which account for 21% of nation's 161,000 nonprofit and voluntary organizations. Sports and Recreation organizations are the most common type of nonprofit and voluntary organization in the country. They report total annual revenues of \$6.1 billion — 5% of the \$112 billion total annual revenues for all organizations.

## Legal Status

Sports and Recreation organizations are much less likely than nonprofit and voluntary organizations in general to be registered charities. More than half (56%) of all nonprofit and voluntary organizations in Canada are registered charities, but just over a quarter (27%) of Sports and Recreation organizations have

charitable status. Charitable status allows organizations to issue tax receipts for donations and to access foundation funding, which by law is restricted to registered charities.

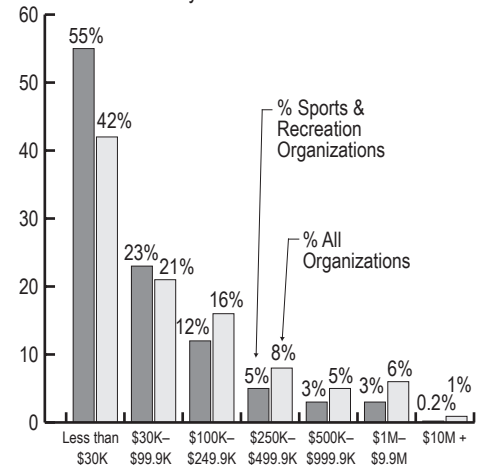
## Revenue Size

In terms of annual revenues, Sports and Recreation organizations tend to be smaller than other types of nonprofit and voluntary organizations. Over half (55%) report annual revenues of less than \$30,000, compared to 42% of all organizations. An additional 40% of Sports and Recreation organizations are mid-sized, with annual revenues of \$30,000 to \$499,999. Only 6% have annual revenues of \$500,000 or more, compared to 12% of all organizations.

## Revenue Sources

Sports and Recreation organizations receive more of their revenues from earned income and gifts and

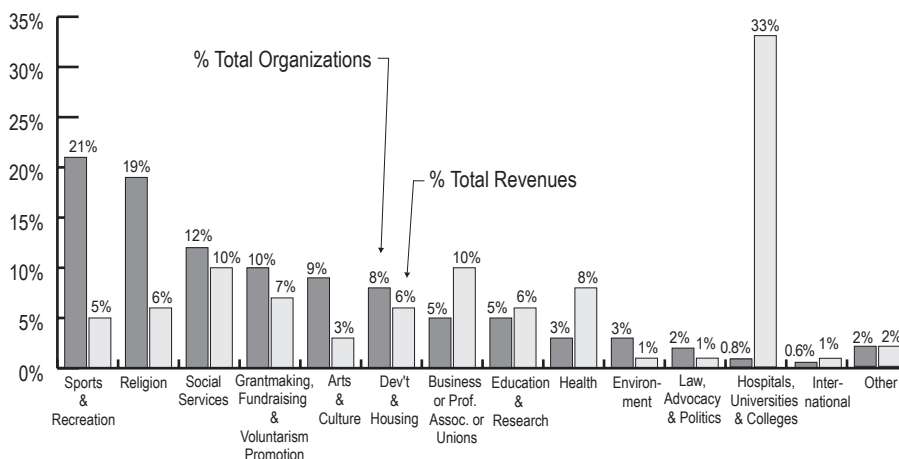
Percentage of Organizations by Revenue Size



donations, and less from government, than is the case in the sector as a whole. In fact, earned income accounts for almost two-thirds (65%) of the revenues of Sports and Recreation organizations. Most of this money comes from fees for goods and services and from membership fees. Gifts and donations are the next largest source of revenue (20%)<sup>1</sup> for Sports and Recreation organizations, followed by government (12%).

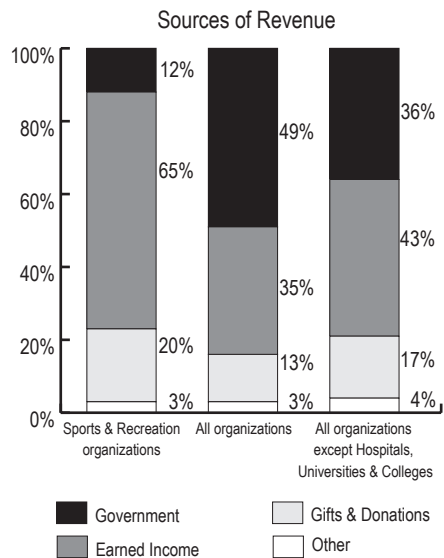
This revenue profile is distinct from all nonprofit and voluntary organizations, which receive 35% of their revenues from earned income and 49% from government. It is somewhat closer to the

Percentage of Organizations and Percentage of Total Revenues by Activity Area



<sup>1</sup> This includes 3% from individual donations; 15% from corporate sponsorships, donations, or grants; and 1% from disbursements from other nonprofit organizations (does not add to 20% due to rounding).

# Sports & Recreation Organizations in Canada



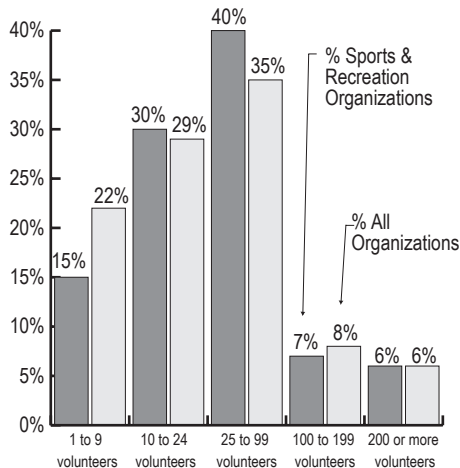
Sports and Recreation organizations are more likely than other types of organizations to have mid-sized volunteer complements and less likely to have small volunteer complements. For example, 70% have between 10 and 99 volunteers (compared to 64% of all organizations) and only 15% have between 1 to 9 volunteers (compared to 22% of all organizations).

just over 6% of all paid staff in the nonprofit and voluntary sector. Approximately half of Sports and Recreation employees work part-time and half work full-time. However, only 31% hold permanent positions compared to 65% of employees in the sector as a whole.

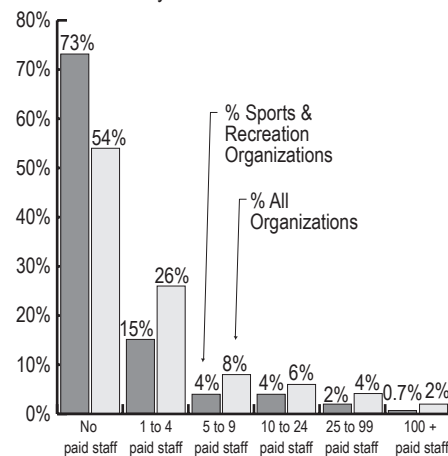
profile of the sector if we exclude Hospitals, Universities and Colleges from the analysis. However, even compared to this group, Sports and Recreation organizations are more dependent on earned income and less dependent on government.

Sports and Recreation organizations are less likely than other types of organizations to have paid staff. In fact, almost three-quarters (73%) of Sports and Recreation organizations are run entirely by volunteers, compared to 54% of all nonprofit and voluntary organizations.

Percentage of Organizations by Number of Volunteers



Percentage of Organizations by Number of Paid Staff



## Volunteers

Collectively, Sports and Recreation organizations report engaging 5.3 million volunteers. This amounts to 28% of all volunteers in the nonprofit and voluntary sector — more than one would expect given that Sports and Recreation organizations account for only 21% of all organizations.

## Employees

Almost 131,000 people are employed by Canadian Sports and Recreation organizations. This accounts for

The National Survey of Nonprofit and Voluntary Organizations (NSNVO) was conducted by a consortium of organizations consisting of Imagine Canada (formerly the Canadian Centre for Philanthropy), l'Alliance de recherche universités-communautés en économie sociale à l'Université du Québec à Montréal, the Canada West Foundation, the Canadian Council on Social Development, the Capacity Development Network at the University of Victoria, the Community Services Council of Newfoundland and Labrador, the Voluntary and Non-profit Sector Organization of Manitoba, Queen's University School of Policy Studies, and Statistics Canada.

A summary of the survey findings may be found in *Cornerstones of Community: Highlights of the National Survey of Nonprofit and Voluntary Organizations*, available at [www.nonprofitscan.ca](http://www.nonprofitscan.ca).



Imagine Canada  
 425 University Avenue, Suite 900  
 Toronto, ON M5G 1T6  
 Tel.: (416) 597-2293  
 Toll free: 1-800-263-1178  
 Fax: (416) 597-2294  
 Email: [info@imaginecanada.ca](mailto:info@imaginecanada.ca)

Funded by the Government of Canada through the Voluntary Sector Initiative.